



District Report Card: 2017


State: Tamil Nadu	District: Kancheepuram
Class: 8	Subject: Language
Schools: 48	Students: 1090


Participation/Coverage


Students

GENDER 	Boys		Girls	
	Number	%	Number	%
	543	49.82	547	50.18

AREA 	Rural		Urban	
	Number	%	Number	%
	723	66.33	367	33.67

CATEGORY 	SC		ST		OBC		GEN	
	Number	%	Number	%	Number	%	Number	%
	385	35.32	29	2.66	658	60.37	18	1.65

CWSN 	LD	VI	HI	S&LD	ID	Oth
	0	0	0	0	3	1

Management 	Government		Government-aided	
	Number	%	Number	%
	714	65.50	376	34.50

Average Performance of Students in Language (%)

Overall	Gender		Area		Management		Social Group			
	Male	Female	Rural	Urban	Govt.	Aided	SC	ST	OBC	GEN
53.55	51.00	56.09	50.47	59.64	49.69	60.89	51.84	53.56	54.53	54.44

Performance on Learning Outcomes (LOs)

Learning Outcomes	Description	Average Performance(%)
L813	Read textual/non-textual materials with comprehension and identifies the details, characters, main idea and sequence of ideas and events while reading	53.55

Range of Performance of Students who Answered Correctly							
Below 30%		30% - 50%		50% - 75%		Above 75%	
Number	%	Number	%	Number	%	Number	%
176	16.15	308	28.26	439	40.28	167	15.32

Lowest Performing Learning Outcomes (LOs)

1 - Read textual/non-textual materials with comprehension and identifies the details, characters, main idea and sequence of ideas and events while reading (53.55)